

# ACTIVITY CARD TALLY





REDEFINE THE DRIVE









Total Cards Filled Out: 295

Percentages of Attendees self-described










## Lake Shore Drive/Inner Drive

 Auto Driver/Passenger	70%
 Bus Passenger	60%
 Pedestrian (Inner Drive)	55%
 Bicyclist	60%

## Lakefront Trail and Paths

 Walker	68%
 Jogger	33%
 Bicyclist (Commuter)	41%
 Bicyclist (Recreational)	66%
 Rollerblader/Skateboarder	4%
 Access the Lakefront	76%

## Lincoln Park

 Beaches/Swimming	56%
 Golf Facilities	15%
 Sailing/Boating/Rowing	11%
 Pet Exercise	18%
 Bird Watching	21%
 Zoo/Museum	67%
 Lakefront Access	77%
 Special Events	52%
 Sporting Events (softball, soccer, tennis, etc.)	22%