

Q1 What is your home zip code?

Answered: 2,439 Skipped: 0

Top 15 Most Common Home Zip Codes		
Rank	Home Zip Codes	Count of Respondents
1	60657	525
2	60613	350
3	60640	308
4	60660	197
5	60614	173
6	60611	98
7	60610	92
8	60625	79
9	60647	73
10	60618	67
11	60626	49
12	60622	46
13	60605	26
14	60654	19
15	60601	18

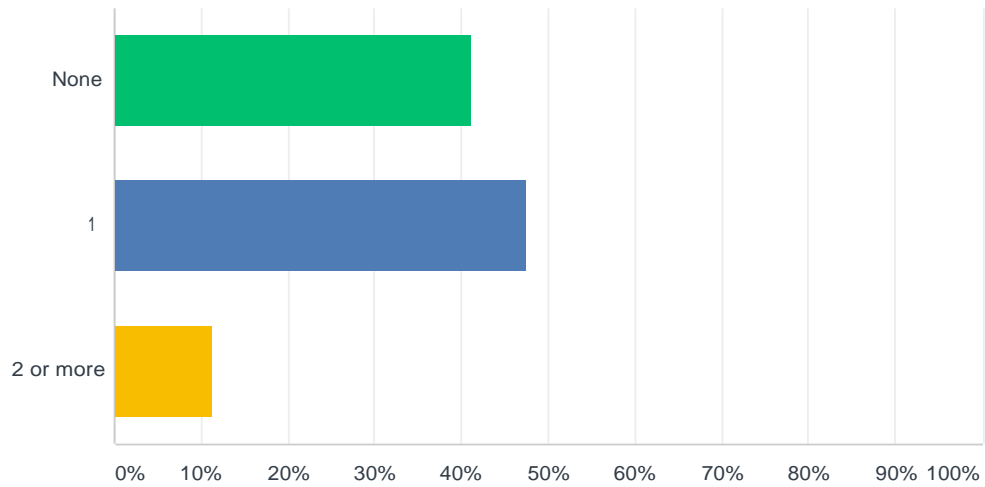
Q2 What is your work zip code?

Answered: 2,439 Skipped: 0

Top 15 Most Common Work Zip Codes		
Rank	Work Zip Codes	Count of Respondents
1	60611	344
2	60606	275
3	60601	237
4	60602	123
5	60640	109
6	60654	108
7	60603	95
8	60604	73
9	60657	72
10	60613	71
11	60610	71
12	60614	70
13	60607	62
14	60660	59
15	60661	53

Q3 How many motor vehicles do you own?

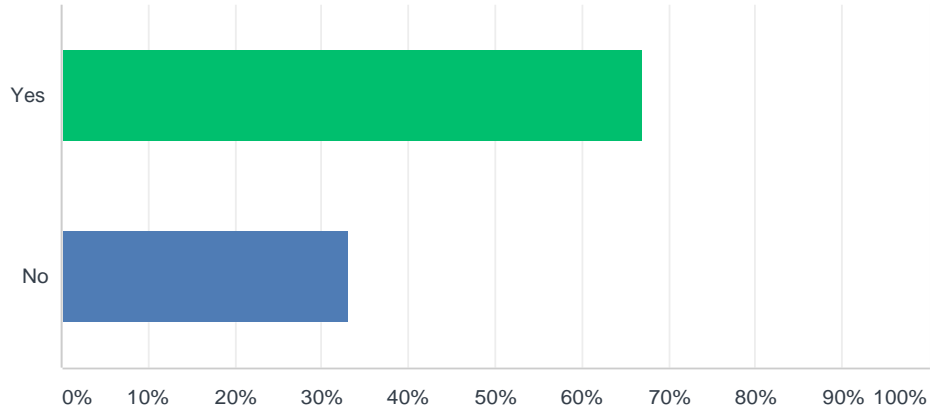
Answered: 2,439 Skipped: 0



Answer Choices	Responses
None	41.25% 1,006
1	47.52% 1,159
2 or more	11.23% 274
TOTAL	2,439

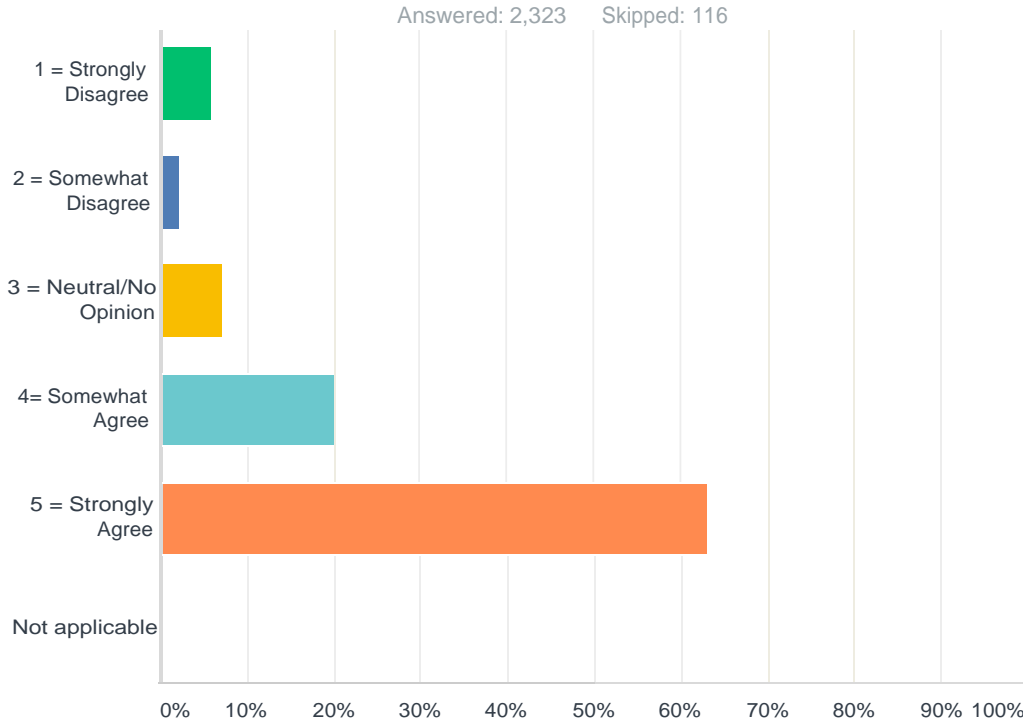
Q4 Do you own a bicycle or use Divvy bicycles?

Answered: 2,439 Skipped: 0



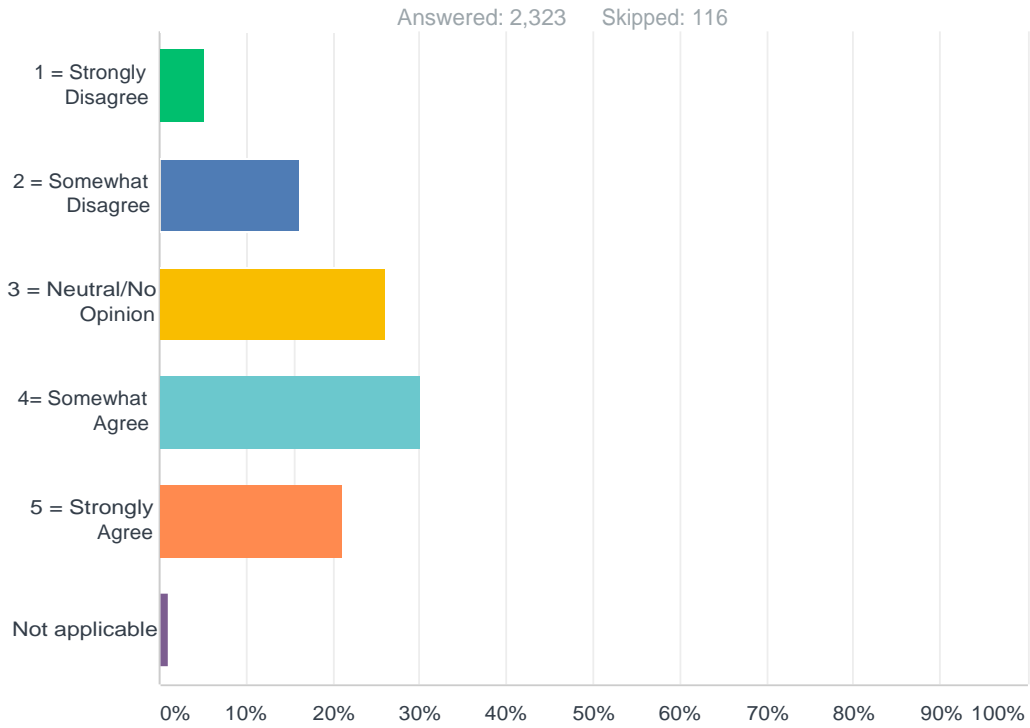
Answer Choices	Responses	
Yes	66.99%	1,634
No	33.01%	805
TOTAL		2,439

Q5 A mix of lake, park, and city views as I travel along North Lake Shore Drive and the Lakefront Trail is important to me.



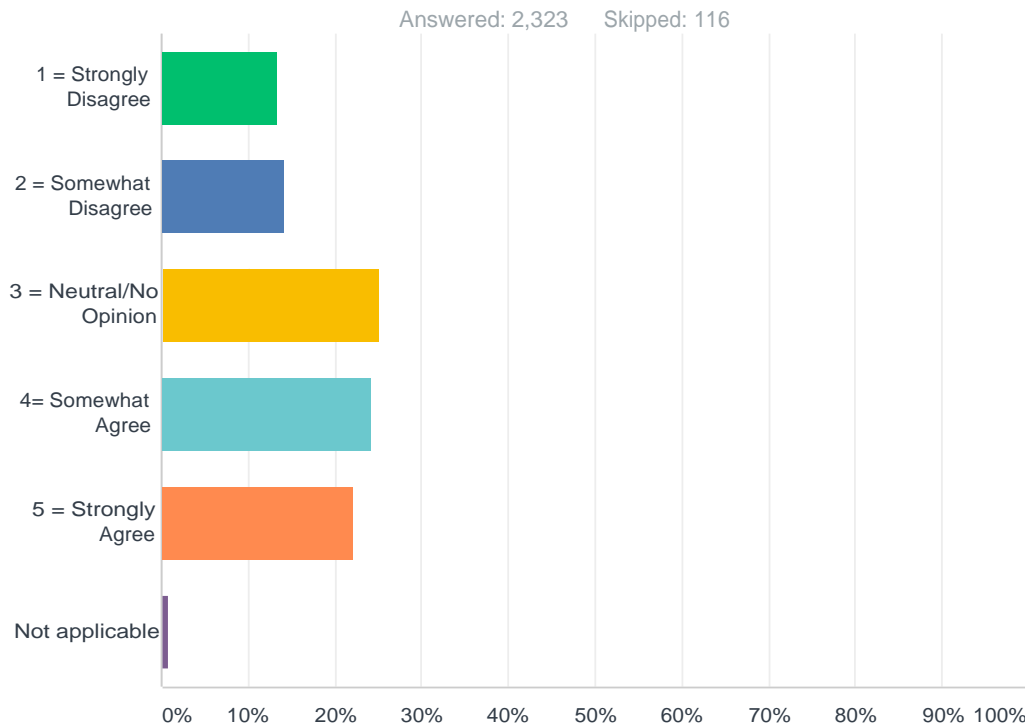
Answer Choices	Responses
1 = Strongly Disagree	5.98% 139
2 = Somewhat Disagree	2.37% 55
3 = Neutral/No Opinion	7.23% 168
4 = Somewhat Agree	20.88% 485
5 = Strongly Agree	63.19% 1,468
Not applicable	0.34% 8
TOTAL	2,323

Q6 I think the existing beaches are the right size.



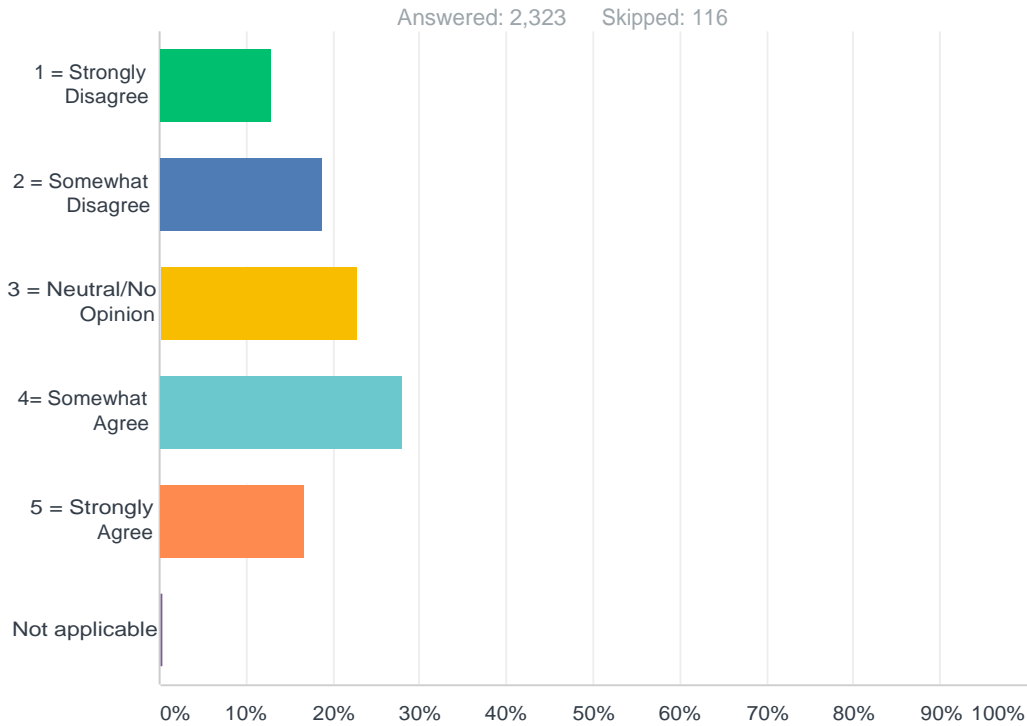
Answer Choices	Responses	Count
1 = Strongly Disagree	5.21%	121
2 = Somewhat Disagree	16.36%	380
3 = Neutral/No Opinion	26.13%	607
4 = Somewhat Agree	30.09%	699
5 = Strongly Agree	21.22%	493
Not applicable	0.99%	23
TOTAL		2,323

Q7 Access ramps on and off North Lake Shore’s Outer Drive should have grassy embankments rather than a landscaped retaining wall, even if it increases the overall area needed for the roadway.



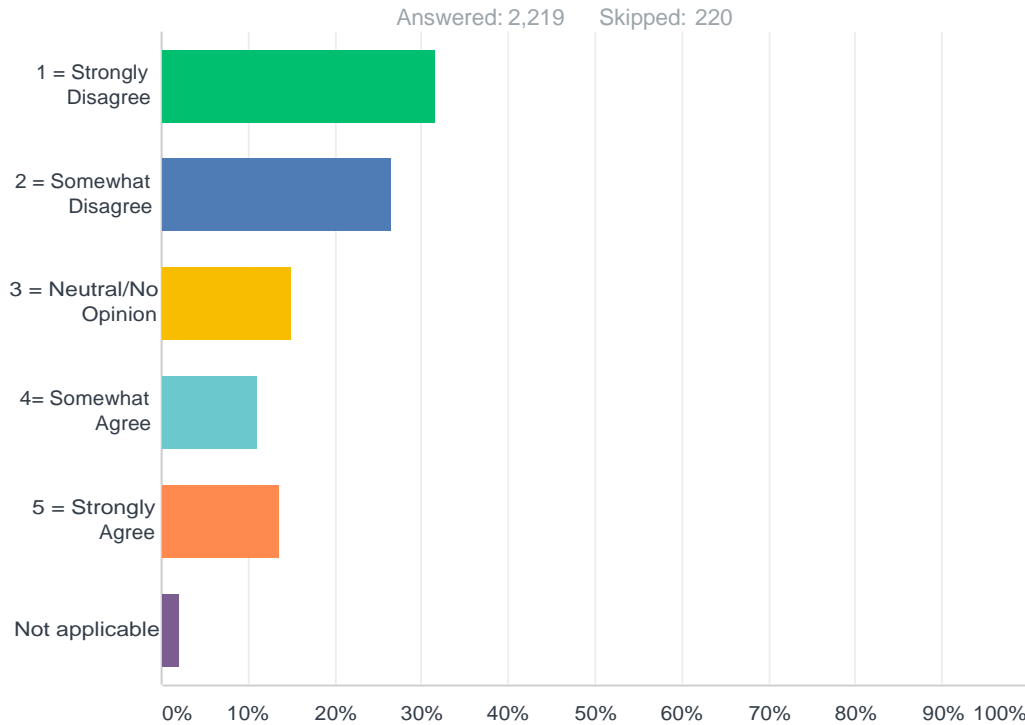
Answer Choices	Responses	Count
1 = Strongly Disagree	13.34%	310
2 = Somewhat Disagree	14.25%	331
3 = Neutral/No Opinion	25.01%	581
4 = Somewhat Agree	24.37%	566
5 = Strongly Agree	22.21%	516
Not applicable	0.82%	19
TOTAL		2,323

Q8 Landscaped medians along the Outer Drive should be provided even if it increases the overall area needed for the roadway.



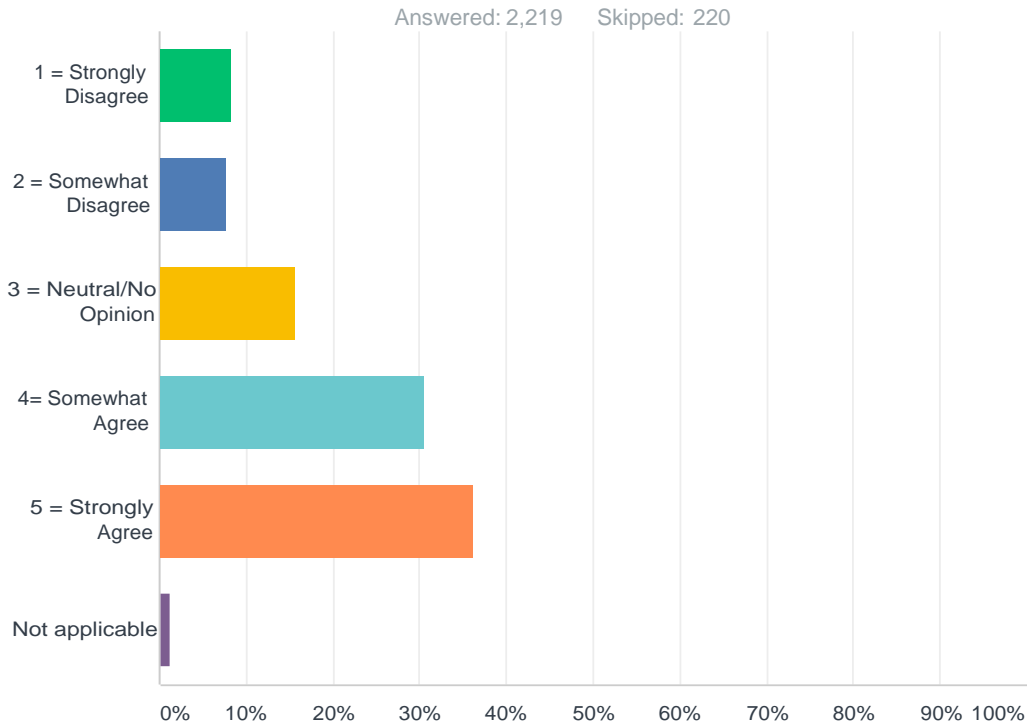
Answer Choices	Responses
1 = Strongly Disagree	12.96% 301
2 = Somewhat Disagree	18.85% 438
3 = Neutral/No Opinion	22.86% 531
4 = Somewhat Agree	27.98% 650
5 = Strongly Agree	16.83% 391
Not applicable	0.52% 12
TOTAL	2,323

Q9 In the area between Grand Avenue and the Oak Street curve, I prefer having a single pedestrian and bicycle gateway from downtown to the lakefront (in the Chicago-Pearson area) rather than crossings at multiple locations.



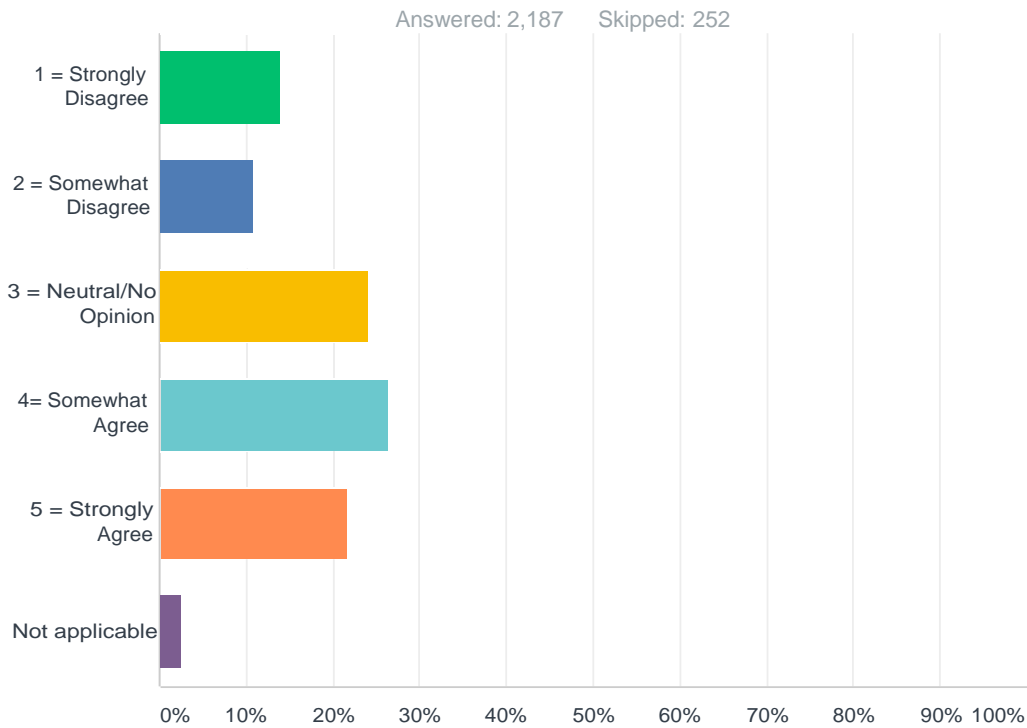
Answer Choices	Responses
1 = Strongly Disagree	31.50% 699
2 = Somewhat Disagree	26.54% 589
3 = Neutral/No Opinion	15.05% 334
4 = Somewhat Agree	11.18% 248
5 = Strongly Agree	13.61% 302
Not applicable	2.12% 47
TOTAL	2,219

Q10 Between Oak Street and North Avenue, I would like to see usable park space created between Inner and Outer North Lake Shore Drive where feasible.



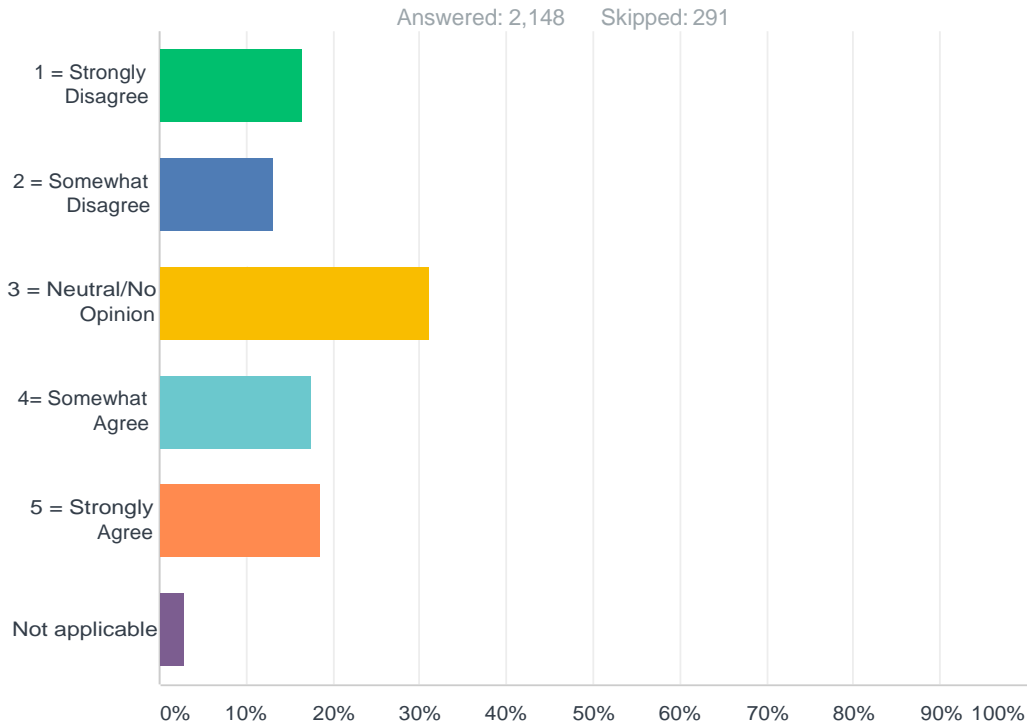
Answer Choices	Responses
1 = Strongly Disagree	8.38% 186
2 = Somewhat Disagree	7.75% 172
3 = Neutral/No Opinion	15.77% 350
4 = Somewhat Agree	30.55% 678
5 = Strongly Agree	36.28% 805
Not applicable	1.26% 28
TOTAL	2,219

Q11 Creating new vehicle access to Addison going to/from the south on North Lake Shore Drive would be beneficial for access to the park and circulation.



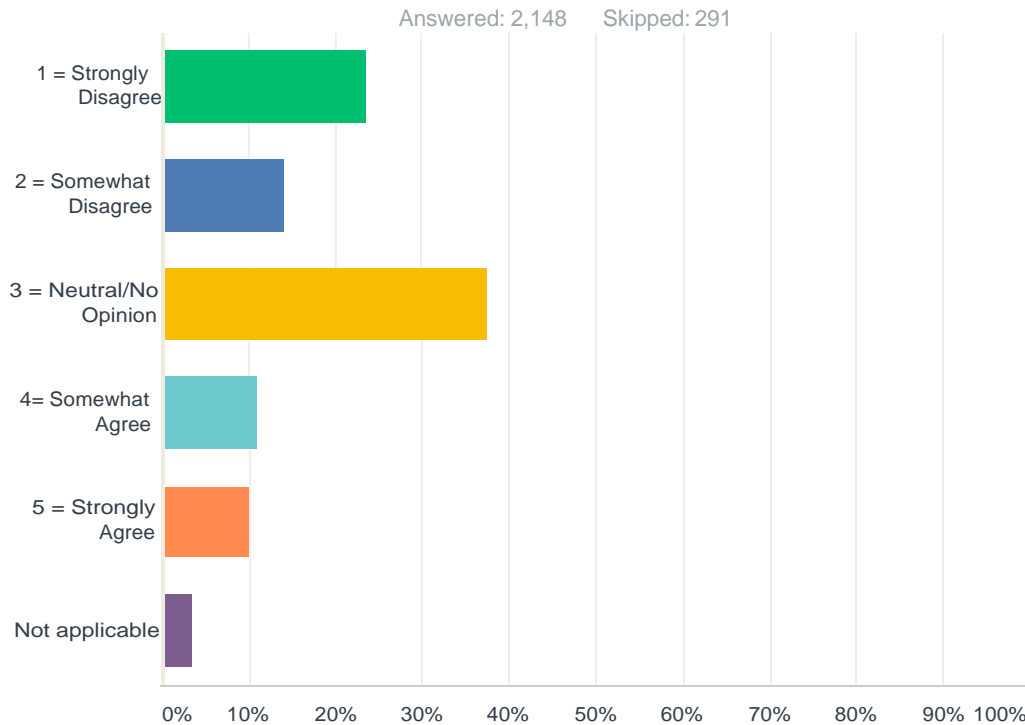
Answer Choices	Responses	Count
1 = Strongly Disagree	13.99%	306
2 = Somewhat Disagree	10.84%	237
3 = Neutral/No Opinion	24.28%	531
4 = Somewhat Agree	26.57%	581
5 = Strongly Agree	21.81%	477
Not applicable	2.51%	55
TOTAL		2,187

Q12 Removal of the vehicle access to/from North Lake Shore Drive at Wilson Avenue would improve park space and pedestrian/bicycle access to the park.



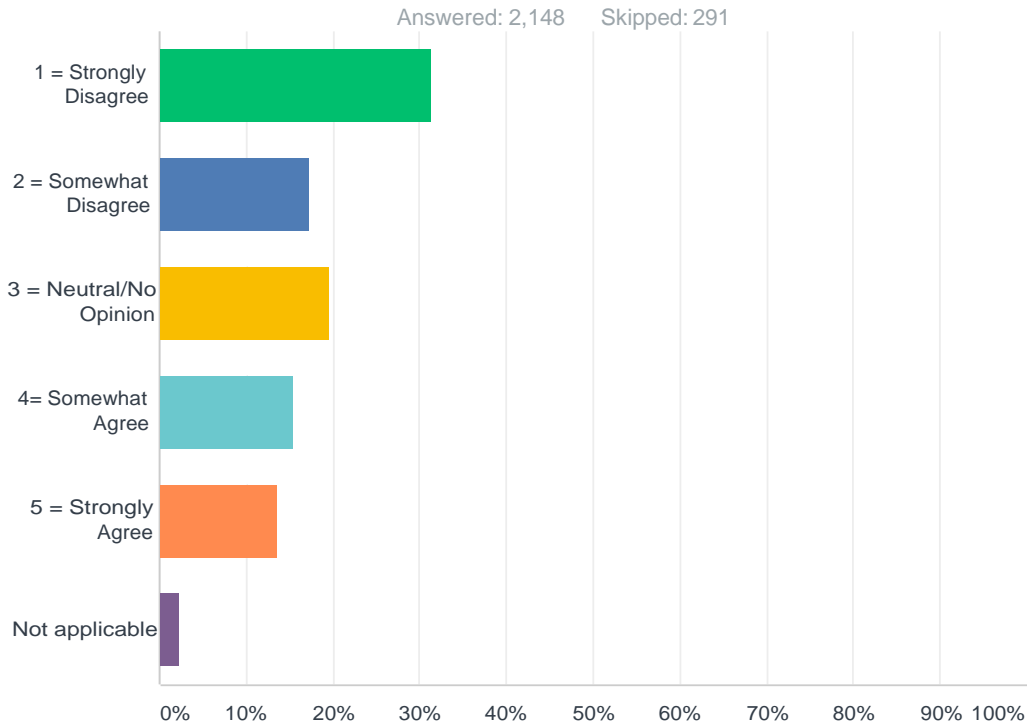
Answer Choices	Responses	Count
1 = Strongly Disagree	16.43%	353
2 = Somewhat Disagree	13.13%	282
3 = Neutral/No Opinion	31.19%	670
4 = Somewhat Agree	17.64%	379
5 = Strongly Agree	18.62%	400
Not applicable	2.98%	64
TOTAL		2,148

Q13 Replacing the overpass and ramps at Bryn Mawr/North Lake Shore Drive with a traffic signal is a good idea. (Diagram below.)



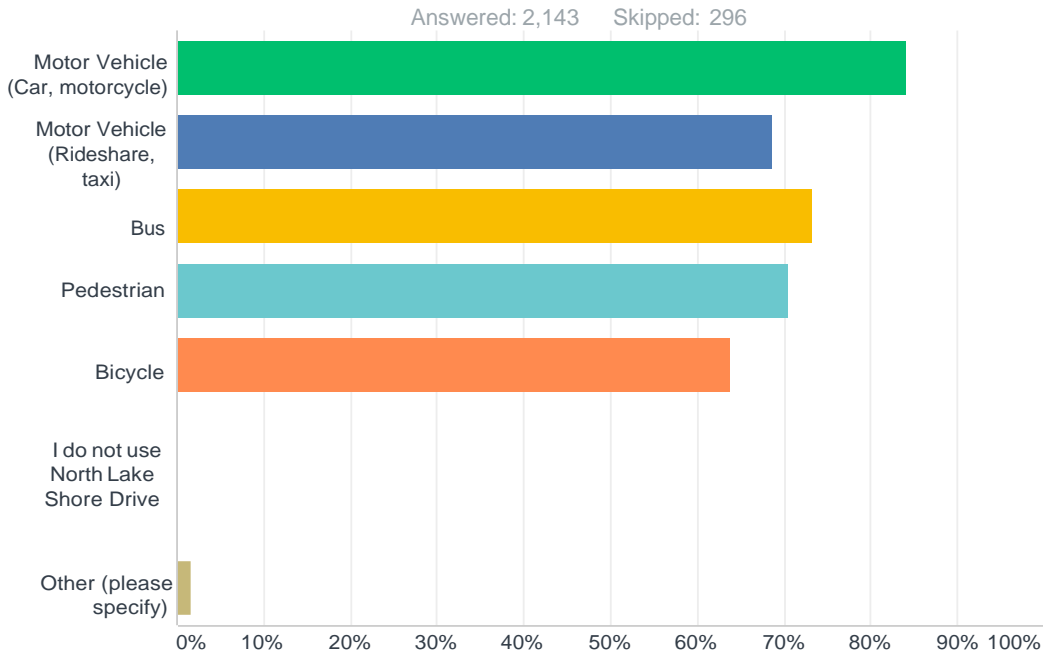
Answer Choices	Responses	
1 = Strongly Disagree	23.56%	506
2 = Somewhat Disagree	14.25%	306
3 = Neutral/No Opinion	37.71%	810
4 = Somewhat Agree	11.17%	240
5 = Strongly Agree	9.78%	210
Not applicable	3.54%	76
TOTAL		2,148

Q14 North of Montrose Avenue, reducing the number of vehicle lanes on North Lake Shore Drive from four to three in each direction is a good idea.



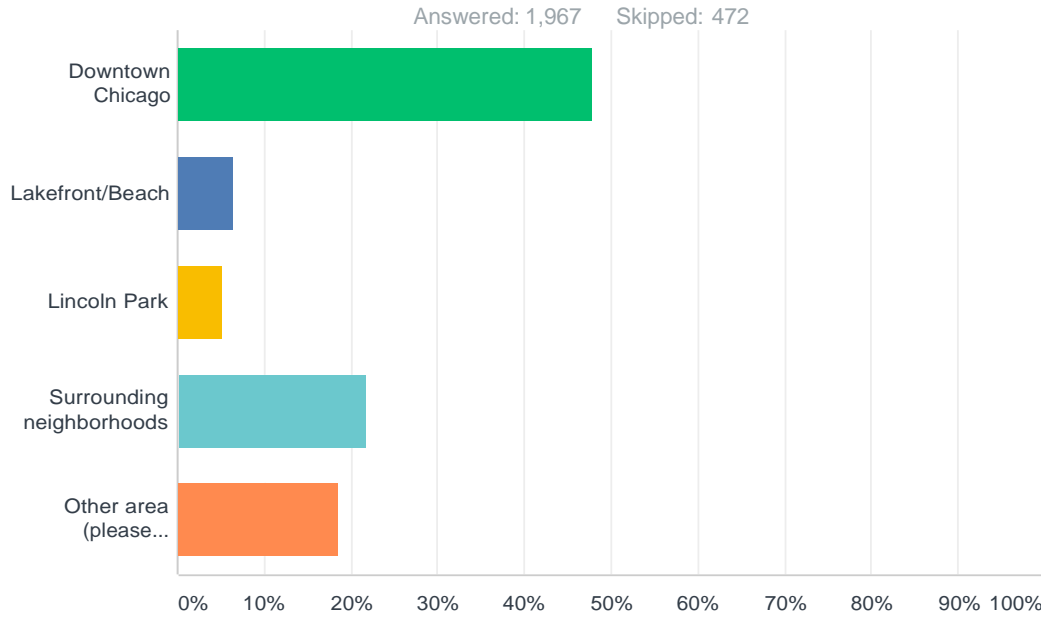
Answer Choices	Responses
1 = Strongly Disagree	31.42% 675
2 = Somewhat Disagree	17.46% 375
3 = Neutral/No Opinion	19.74% 424
4 = Somewhat Agree	15.46% 332
5 = Strongly Agree	13.64% 293
Not applicable	2.28% 49
TOTAL	2,148

Q15 Please select the modes of transportation that you have used along the North Lake Shore Drive corridor in the past year (check all that apply).



Answer Choices	Responses	Count
Motor Vehicle (Car, motorcycle)	84.04%	1,801
Motor Vehicle (Rideshare, taxi)	68.55%	1,469
Bus	73.17%	1,568
Pedestrian	70.51%	1,511
Bicycle	63.74%	1,366
I do not use North Lake Shore Drive	0.09%	2
Other (please specify)	1.77%	38
Total Respondents: 2,143		

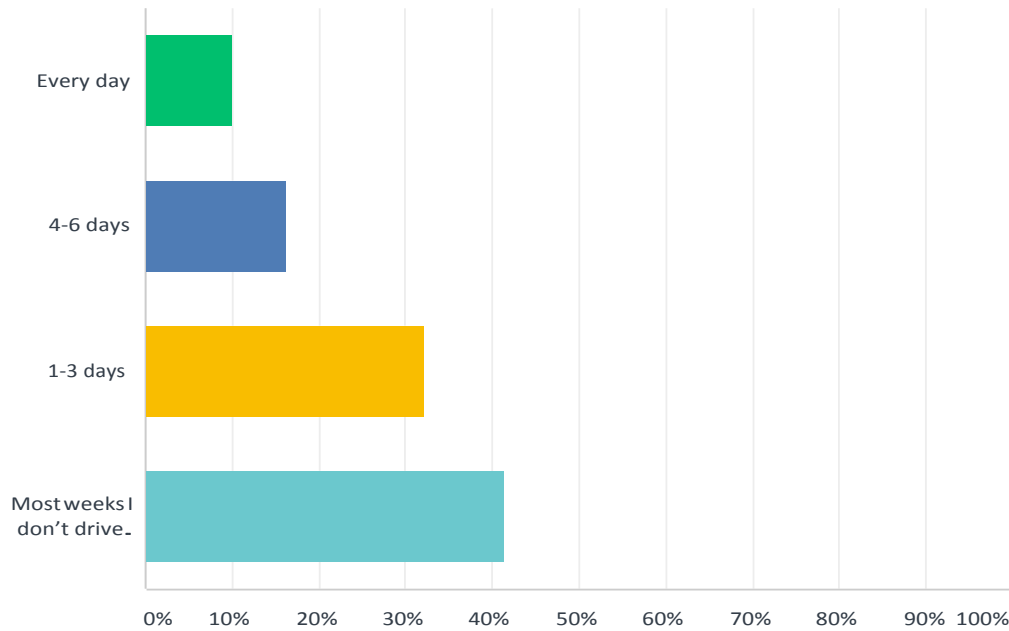
Q16 When you leave your home via motor vehicle and use North Lake Shore Drive, where is your most common destination?



Answer Choices	Responses
Downtown Chicago	47.89% 942
Lakefront/Beach	6.46% 127
Lincoln Park	5.24% 103
Surrounding neighborhoods	21.76% 428
Other area (please specify)	18.66% 367
TOTAL	1,967

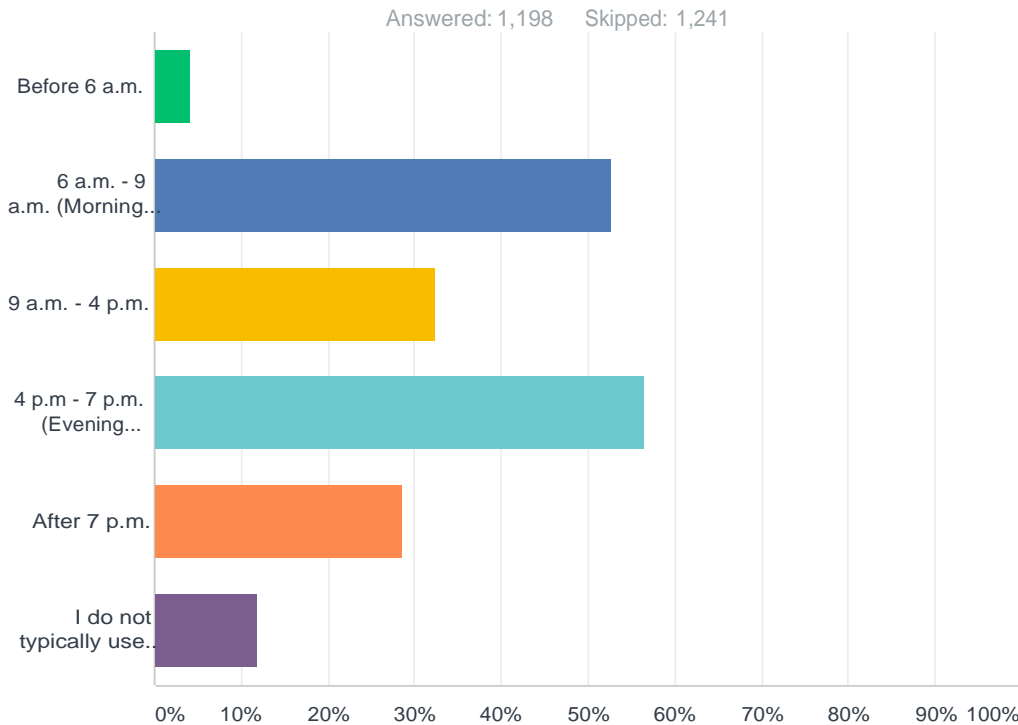
Q17 In a typical week, how many days do you drive on North Lake Shore Drive?

Answered: 1,978 Skipped: 461



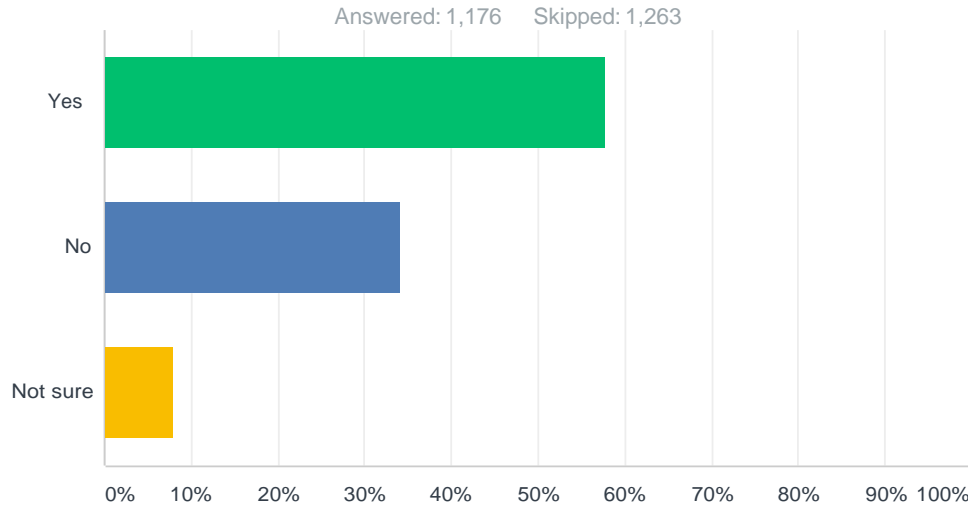
Answer Choices	Responses	
Every day	9.96%	197
4-6 days	16.28%	322
1-3 days	32.25%	638
Most weeks I don't drive on North Lake Shore Drive (If applicable, please skip remaining motor vehicle questions.)	41.51%	821
TOTAL		1,978

Q18 On a typical weekday, what time(s) of day do you use North Lake Shore Drive (check all that apply)?



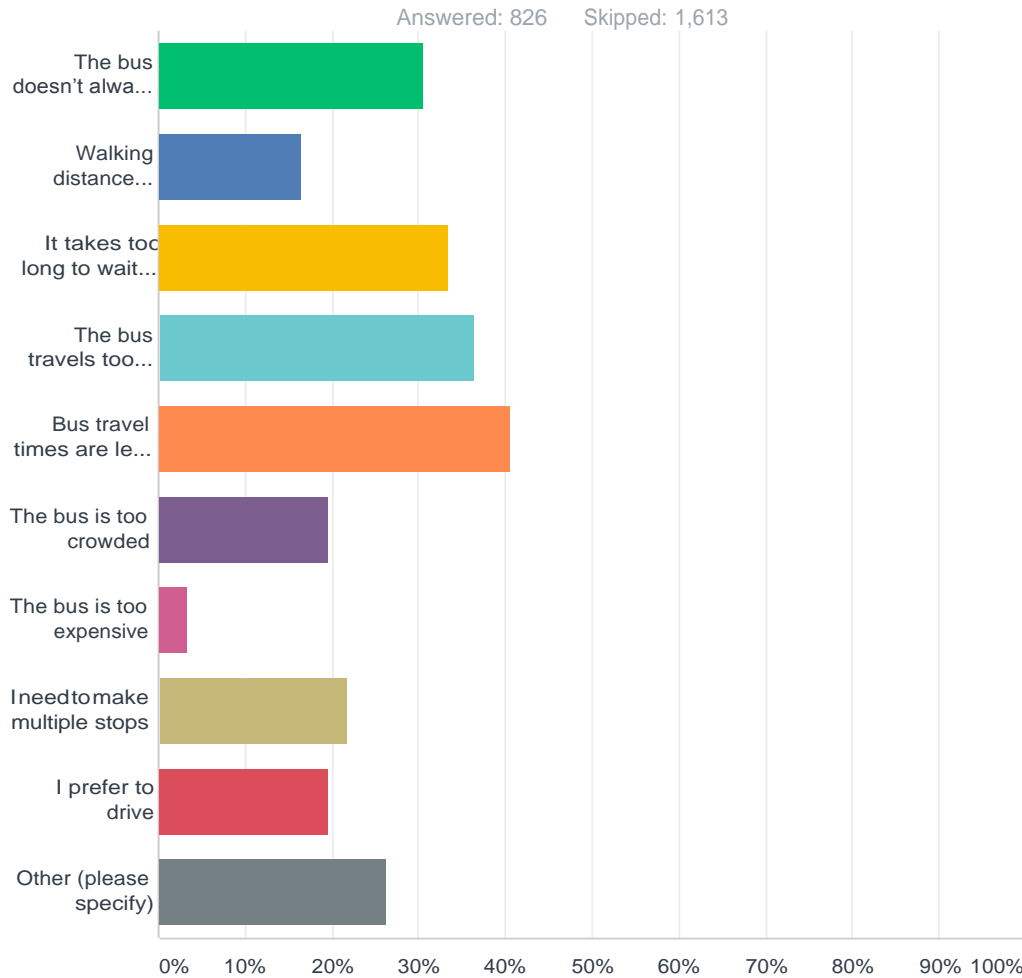
Answer Choices	Responses
Before 6 a.m.	4.26% 51
6 a.m. - 9 a.m. (Morning Commute)	52.67% 631
9 a.m. - 4 p.m.	32.47% 389
4 p.m. - 7 p.m. (Evening Commute)	56.43% 676
After 7 p.m.	28.63% 343
I do not typically use North Lake Shore Drive on weekdays	11.85% 142
Total Respondents: 1,198	

Q19 Could you use any of CTA’s existing bus routes instead of a motor vehicle for your most common trip?



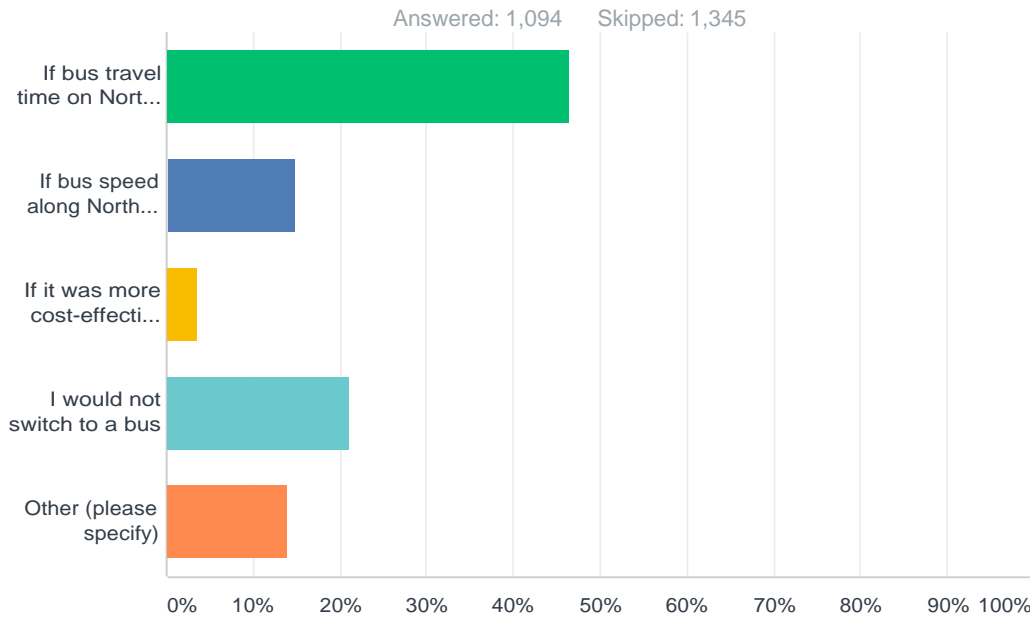
Answer Choices	Responses	Count
Yes	57.82%	680
No	34.18%	402
Not sure	7.99%	94
TOTAL		1,176

Q20 If yes, why do you choose to drive over using the existing CTA bus service for your most common trip (check all that apply)?



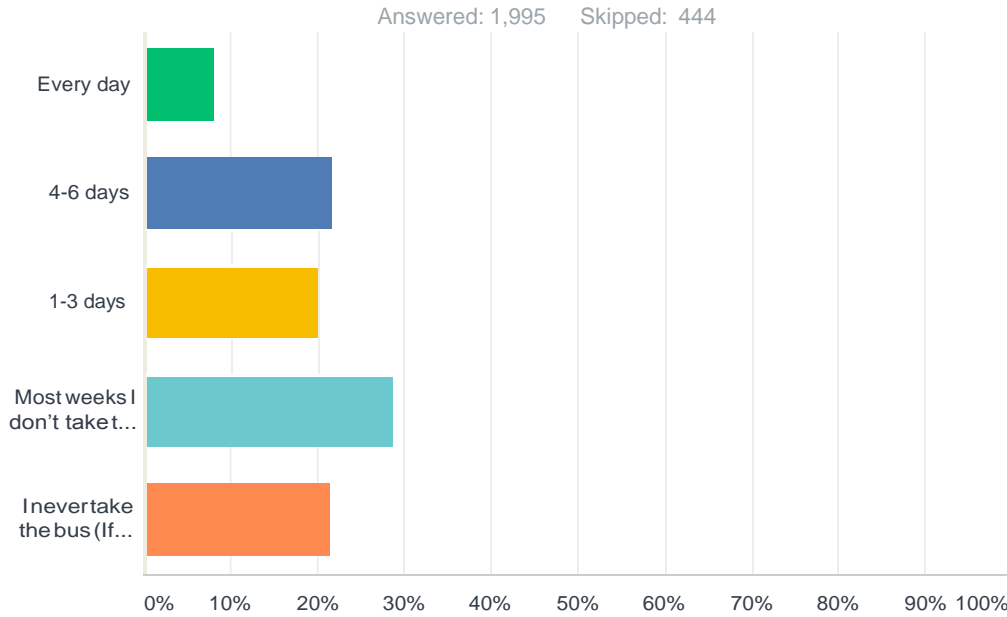
Answer Choices	Responses
The bus doesn't always run when I need it	30.51% 252
Walking distance to/from the bus stops is too long	16.46% 136
It takes too long to wait for the bus	33.54% 277
The bus travels too slowly once I'm on it	36.44% 301
Bus travel times are less consistent than other modes of transportation (car, train, bike)	40.68% 336
The bus is too crowded	19.61% 162
The bus is too expensive	3.27% 27
I need to make multiple stops	21.67% 179
I prefer to drive	19.73% 163
Other (please specify)	26.39% 218
Total Respondents: 826	

Q21 Which of these factors would help make riding the bus along North Lake Shore Drive a better option for you?



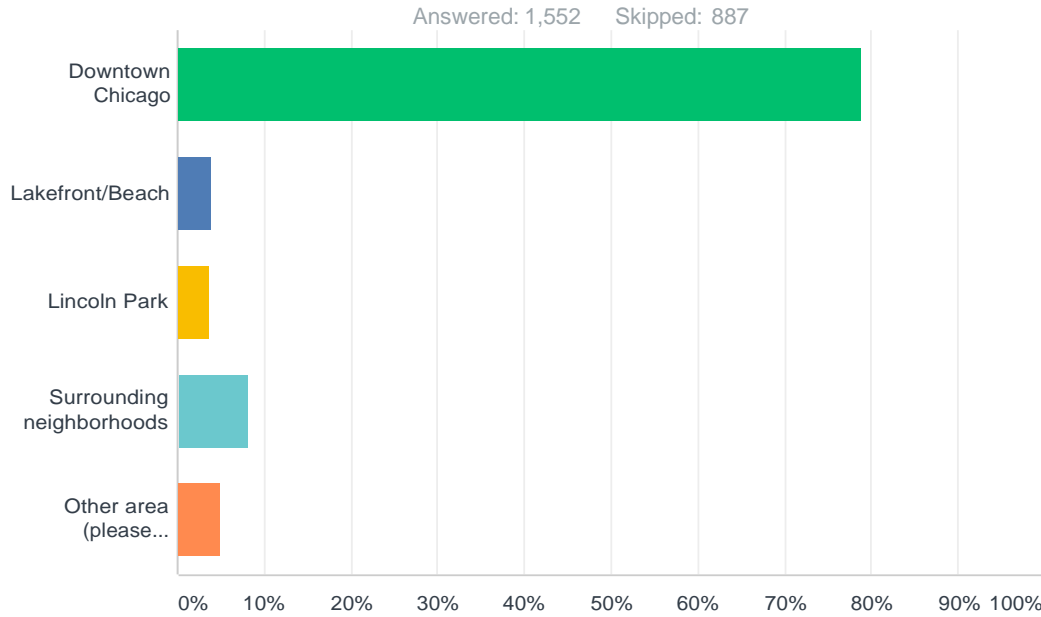
Answer Choices	Responses	
If bus travel time on North Lake Shore Drive was consistent and not affected by traffic	46.44%	508
If bus speed along North Lake Shore Drive was faster than it is now	14.90%	163
If it was more cost-effective than other modes (cost of car ownership, parking fees, etc.)	3.47%	38
I would not switch to a bus	21.12%	231
Other (please specify)	14.08%	154
TOTAL		1,094

Q22 In a typical week, how many days do you take a bus on North Lake Shore Drive?



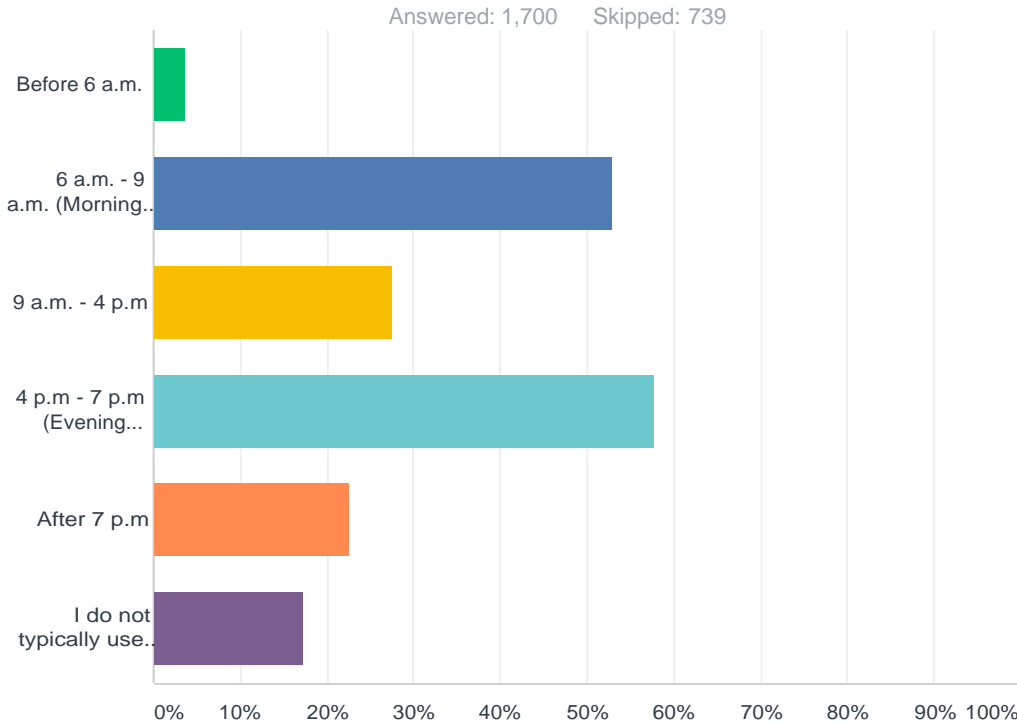
Answer Choices	Responses
Every day	8.12% 162
4-6 days	21.85% 436
1-3 days	19.75% 394
Most weeks I don't take the bus	28.77% 574
I never take the bus (If selected, please skip remaining bus questions.)	21.50% 429
TOTAL	1,995

Q23 When you leave your home via bus and use North Lake Shore Drive, where is your most common destination?



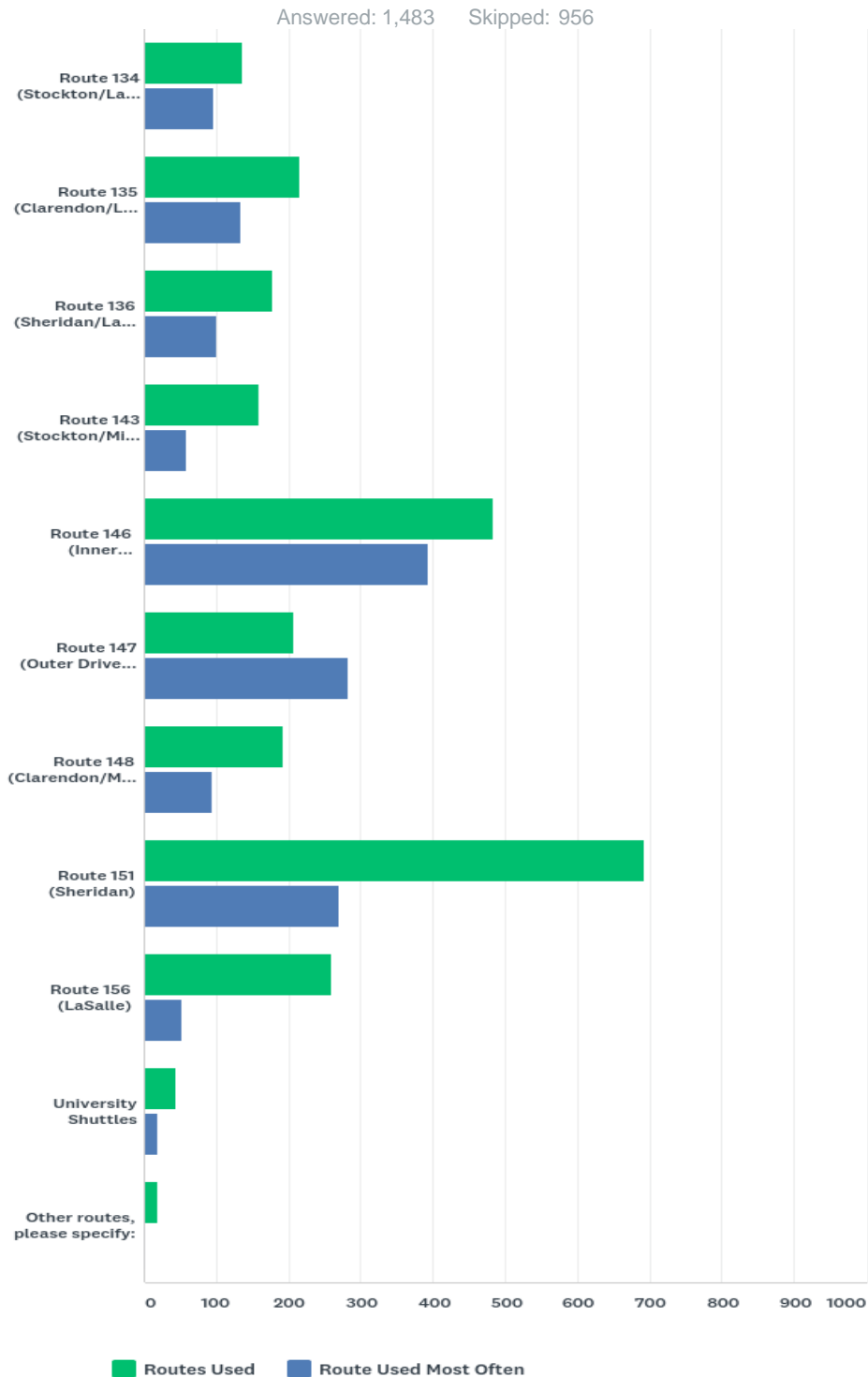
Answer Choices	Responses
Downtown Chicago	78.93% 1,225
Lakefront/Beach	3.93% 61
Lincoln Park	3.80% 59
Surrounding neighborhoods	8.25% 128
Other area (please specify)	5.09% 79
TOTAL	1,552

Q24 On a typical weekday, what time(s) of day do you use North Lake Shore Drive (check all that apply)?



Answer Choices	Responses
Before 6 a.m.	3.76% 64
6 a.m. - 9 a.m. (Morning Commute)	52.88% 899
9 a.m. - 4 p.m.	27.59% 469
4 p.m. - 7 p.m. (Evening Commute)	57.65% 980
After 7 p.m.	22.53% 383
I do not typically use North Lake Shore Drive on weekdays	17.35% 295
Total Respondents: 1,700	

Q25 When you take the bus on North Lake Shore Drive, which routes do you use (select all that apply, and use the second column to select the route you use most often)?



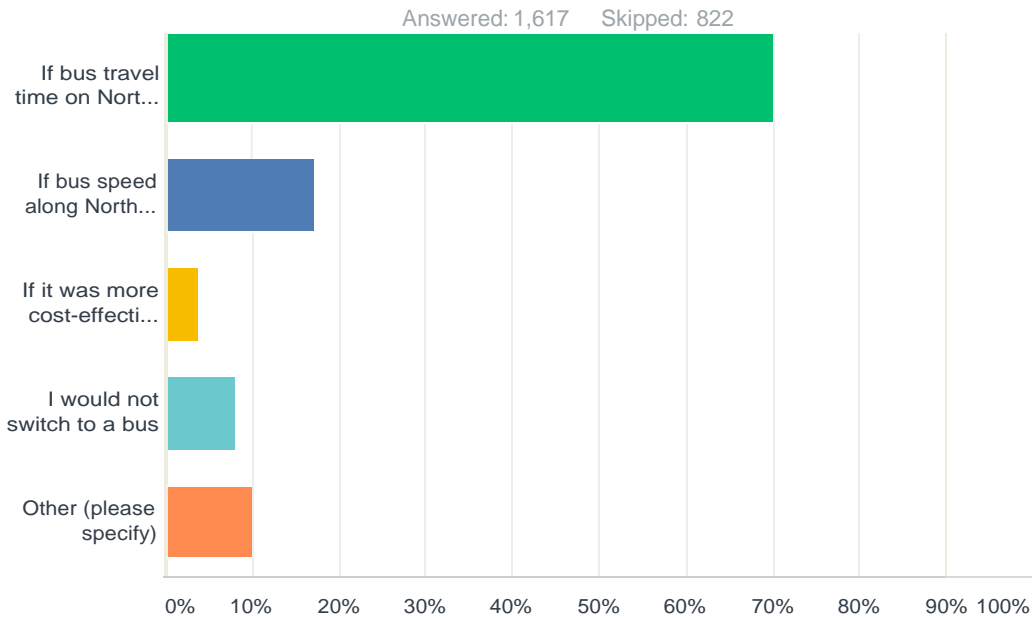
See next page for table

Q25 When you take the bus on North Lake Shore Drive, which routes do you use (select all that apply, and use the second column to select the route you use most often)?

Answered: 1,483 Skipped: 956

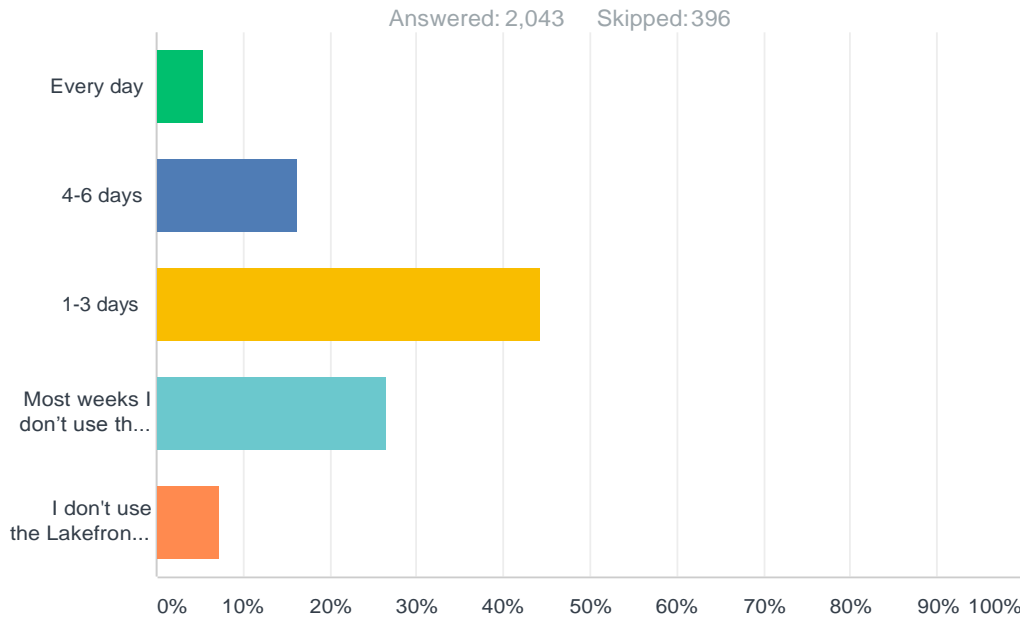
	Routes Used	Route Used Most Often	Total
Route 134 (Stockton/LaSalle Express)	58.44% 135	41.56% 96	231
Route 135 (Clarendon/LaSalle Express)	61.71% 216	38.29% 134	350
Route 136 (Sheridan/LaSalle Express)	63.67% 177	36.33% 101	278
Route 143 (Stockton/Michigan Express)	73.27% 159	26.73% 58	217
Route 146 (Inner Drive/Michigan Express)	55.13% 484	44.87% 394	878
Route 147 (Outer Drive Express)	42.45% 208	57.55% 282	490
Route 148 (Clarendon/Michigan Express)	67.25% 193	32.75% 94	287
Route 151 (Sheridan)	71.93% 692	28.07% 270	962
Route 156 (LaSalle)	83.33% 260	16.67% 52	312
University Shuttles	69.84% 44	30.16% 19	63
Other routes, please specify:	90.48% 19	9.52% 2	21

Q26 Which of these factors would help make riding the bus more often an option along North Lake Shore Drive?



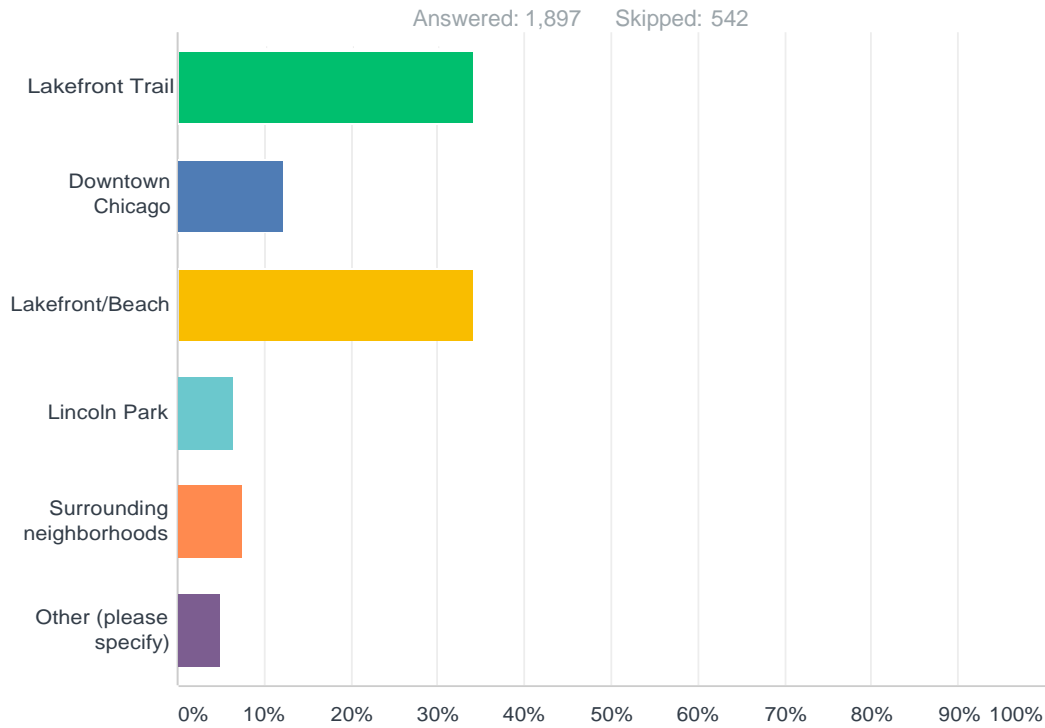
Answer Choices	Responses	
If bus travel time on North Lake Shore Drive was consistent and not affected by traffic	61.16%	989
If bus speed along North Lake Shore Drive was faster than it is now	17.32%	280
If it was more cost-effective than other modes (cost of car ownership, parking fees, etc)	3.90%	63
I would not switch to a bus	8.16%	132
Other (please specify)	9.46%	153
TOTAL		1,617

Q27 In a typical week, how many days do you use the Lakefront Trail?



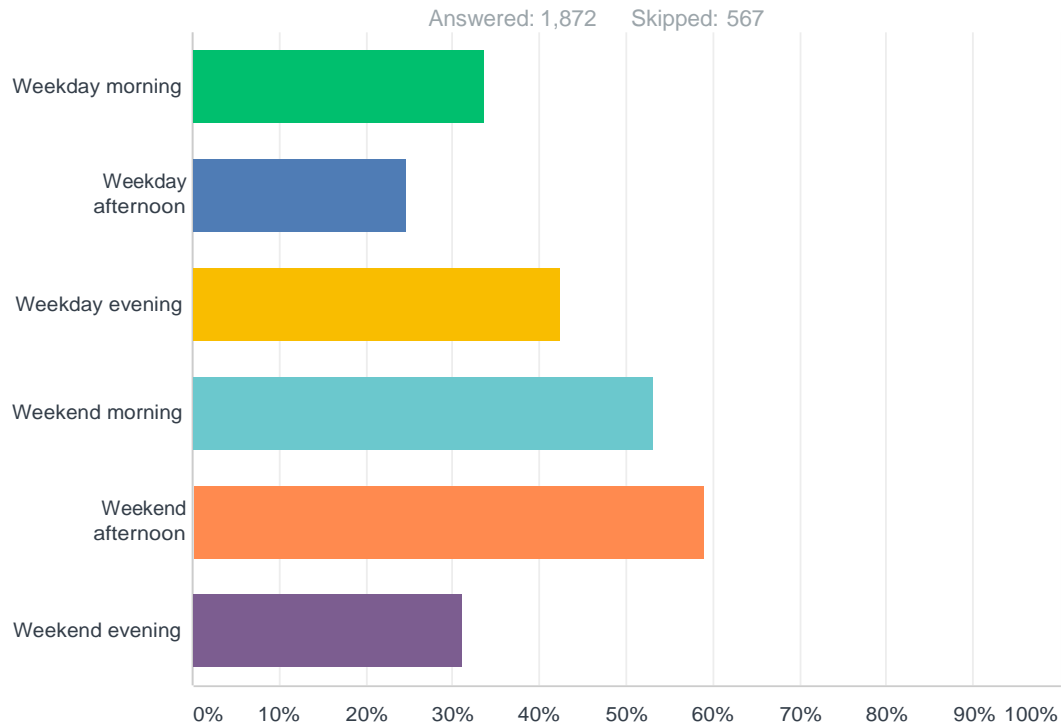
Answer Choices	Responses	
Every day	5.53%	113
4-6 days	16.30%	333
1-3 days	44.30%	905
Most weeks I don't use the Lakefront Trail	26.58%	543
I don't use the Lakefront Trail at all (If applicable, please skip remaining pedestrian/bicycle questions.)	7.29%	149
TOTAL		2,043

Q28 When you use the Lakefront Trail, where is your most common destination?



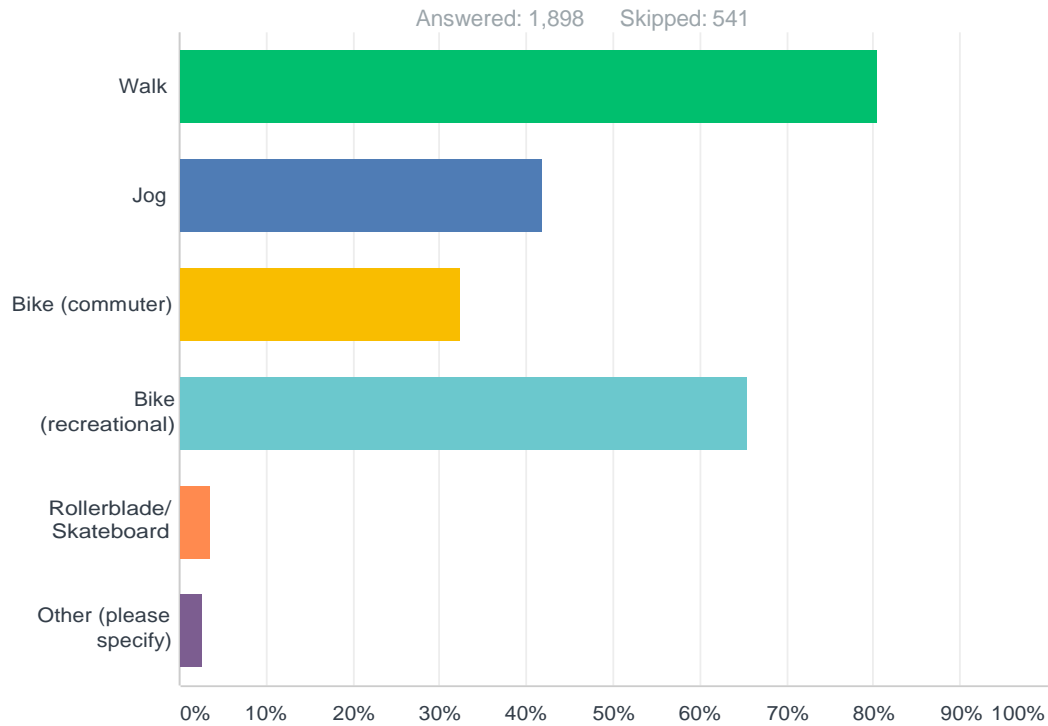
Answer Choices	Responses
Lakefront Trail	34.42% 653
Downtown Chicago	12.39% 235
Lakefront/Beach	34.16% 648
Lincoln Park	6.43% 122
Surrounding neighborhoods	7.59% 144
Other (please specify)	5.01% 95
TOTAL	1,897

Q29 What day(s) and time(s) do you most often use the Lakefront Trail (check all that apply)?



Answer Choices	Responses	
Weekday morning	33.60%	629
Weekday afternoon	24.73%	463
Weekday evening	42.41%	794
Weekend morning	53.15%	995
Weekend afternoon	58.97%	1,104
Weekend evening	31.09%	582
Total Respondents: 1,872		

Q30 Please select the ways that you have used the Lakefront Trail and park paths within the last year (check all that apply).



Answer Choices	Responses
Walk	80.61% 1,530
Jog	41.83% 794
Bike (commuter)	32.40% 615
Bike (recreational)	65.38% 1,241
Rollerblade/Skateboard	3.53% 67
Other (please specify)	2.74% 52
Total Respondents: 1,898	

Q31 If you could add one new point of access to the Lakefront Trail for walking and biking, it would be at:

Answered: 635 Skipped: 1,804

Suggested Locations for Additional Lakefront Trail Access			
Rank	Location	% of Comments	No. of Appearances
1	None	13.38%	85
2	Addison	10.24%	65
3	Diversey	5.04%	32
4	Armitage	4.41%	28
5	Fullerton	4.09%	26
6	North Ave	3.46%	22
7	Division	3.31%	21
8	Lake Shore	2.05%	13
9	Chicago Ave	1.89%	12
10	Irving Park	1.73%	11

Q32 If I could improve access to the Lakefront Trail at one existing location, it would be at:

Answered: 852 Skipped: 1,587

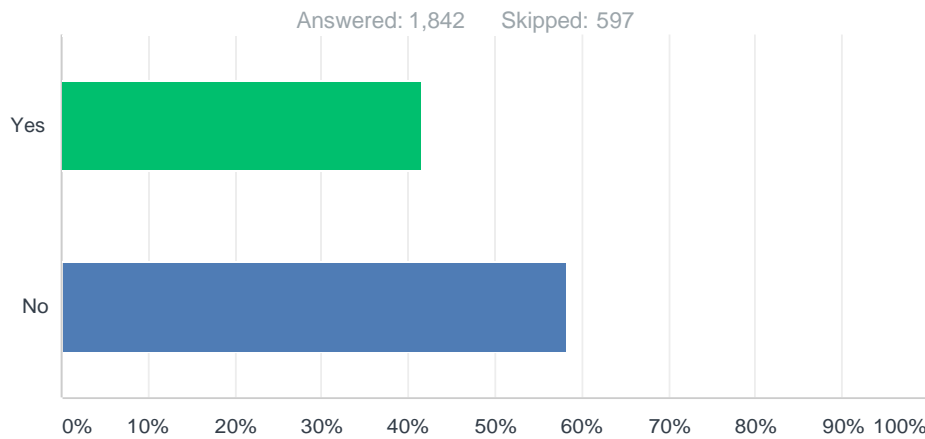
Suggested Locations for Improved Lakefront Trail Access			
Rank	Location	% of Comments	No. of Appearances
1	North Avenue	7.28%	62
2	Montrose	7.04%	60
3	Belmont	6.92%	59
4	Addison	6.46%	55
5	Oak Street	5.99%	51
6	Chicago Ave	5.51%	47
7	Division	3.99%	34
8	Wilson	3.64%	31
9	Diversey	3.64%	31
10	Lawrence	3.64%	31

Q33 What would you do to improve it?

Answered: 896 Skipped: 1,543

Frequent Terms Used to Describe Lakefront Trail Improvements			
Rank	Word or Phrase	% of Comments	No. of Appearances
1	Bike	25.33%	227
2	Pedestrians	14.29%	128
3	Trail	12.50%	112
4	Wider/Widen	11.83%	106
5	Lighting	8.37%	75
6	Tunnel	8.15%	73
7	Ramps	7.37%	66
8	Underpass	6.70%	60
9	Clean/Cleaner	5.36%	41
10	Access Points	3.57%	32

Q34 While using the Lakefront Trail as a pedestrian or cyclist, have you been involved in, or observed, a crash?



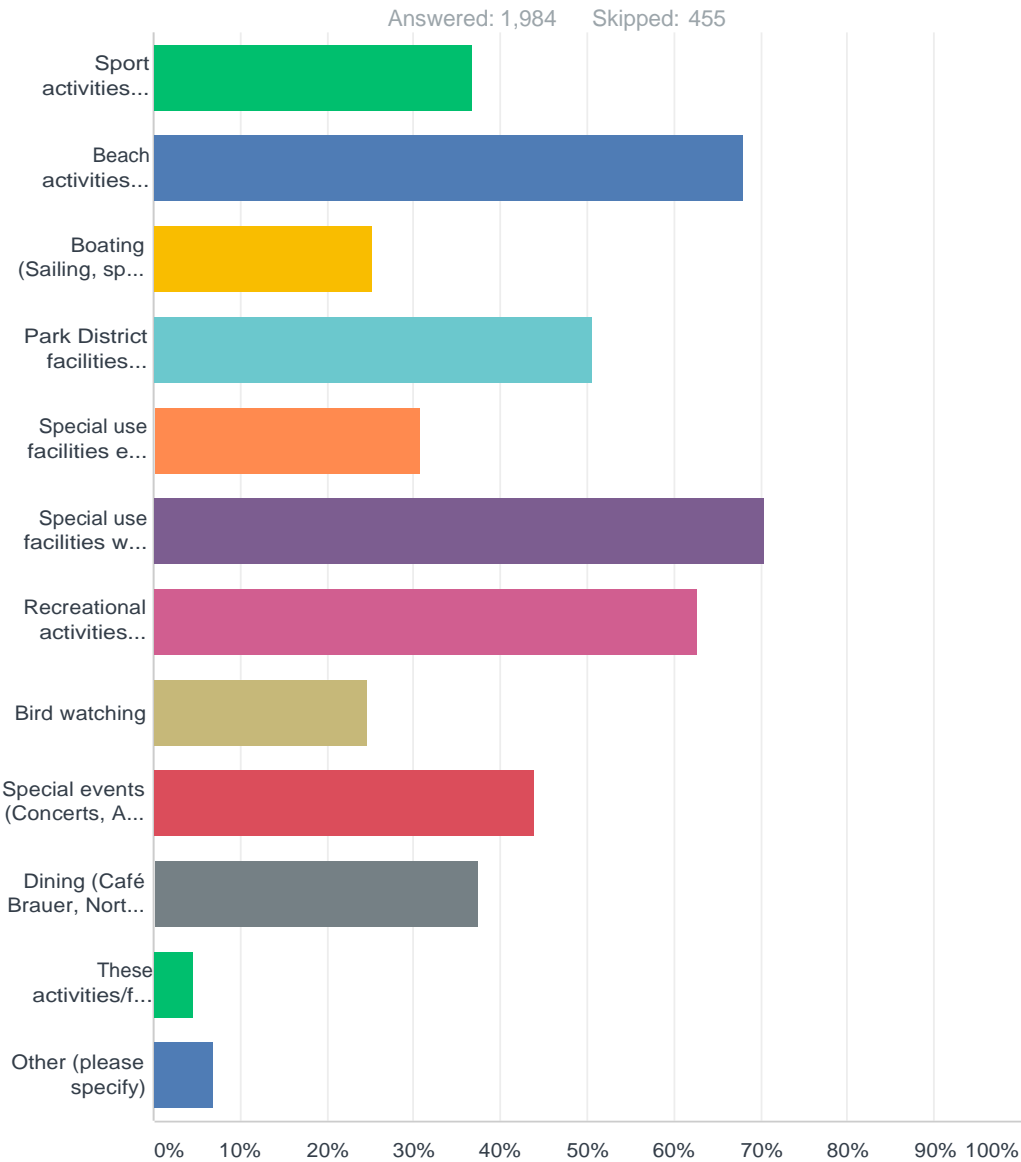
Answer Choices	Responses
Yes	41.64% 767
No	58.36% 1,075
TOTAL	1,842

Q35 If you have been involved in, or observed, a crash, where was it located?

Answered: 741 Skipped: 1,698

Crash Locations on or near the Lakefront Trail			
Rank	Locations	% of Comments	No. of Appearances
1	Fullerton	11.88%	88
2	Belmont	11.74%	87
3	North Avenue	11.07%	82
4	Montrose	7.96%	59
5	Wilson	5.94%	44
6	Oak Street Beach	5.80%	43
7	North Avenue Beach	5.13%	38
8	Irving Park	3.24%	24
9	Bike Path	3.10%	23
10	Foster	3.10%	23

Q36 Which of the following activities/features at Lincoln Park are important to you (check all that apply)?



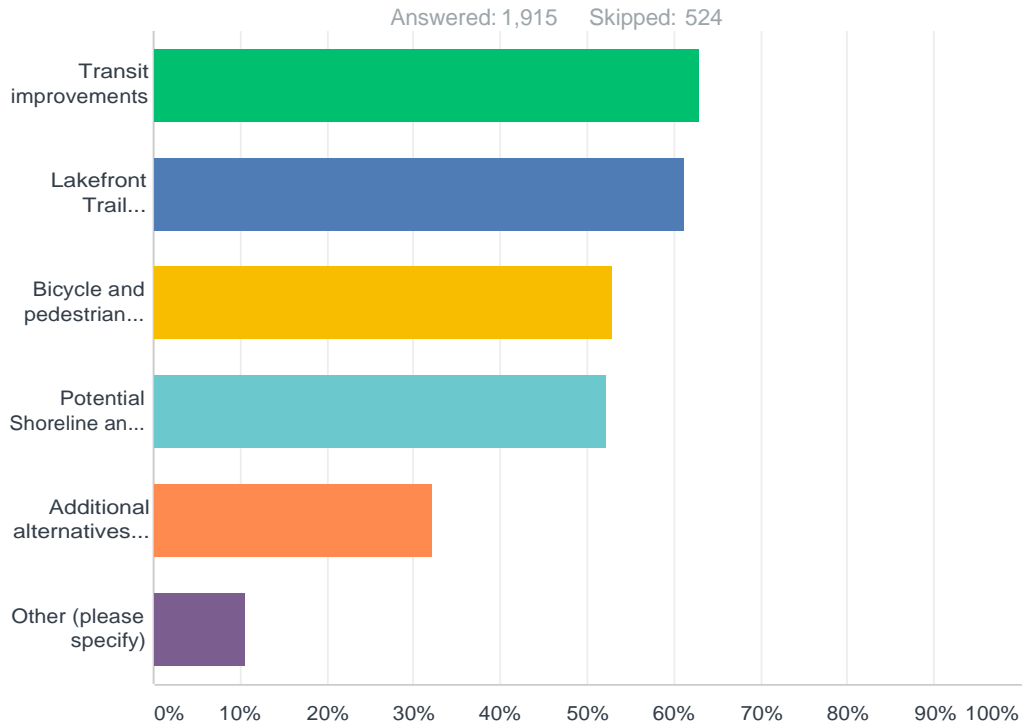
See next page for table

Q36 Which of the following activities/features at Lincoln Park are important to you (check all that apply)?

Answered: 1,984 Skipped: 455

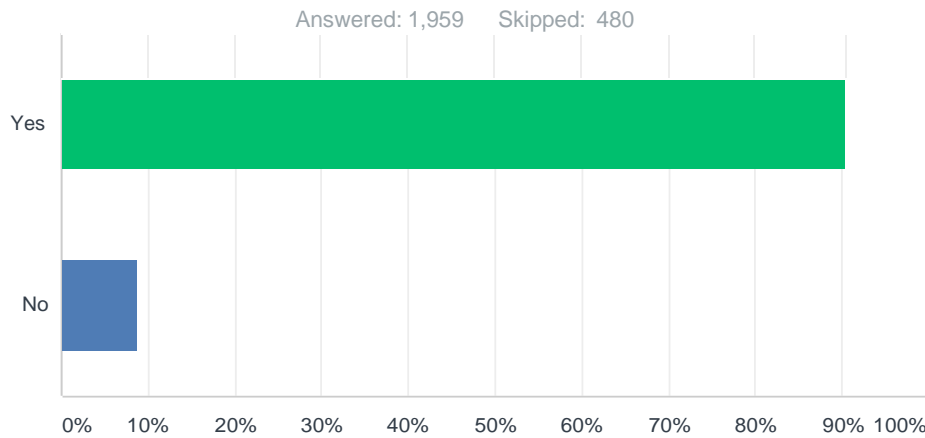
Answer Choices	Responses	
Sport activities (Golf, tennis, softball, soccer)	36.84%	731
Beach activities (Volleyball, swimming, beach relaxation, fishing)	67.99%	1,349
Boating (Sailing, speed boating, rowing)	25.35%	503
Park District facilities (Fieldhouses, Boathouses, dog parks, playgrounds)	50.55%	1,003
Special use facilities east of North Lake Shore Drive (Theater on the Lake)	30.70%	609
Special use facilities west of North Lake Shore Drive (Zoo, Museum, Conservatory, Lily Pond)	70.41%	1,397
Recreational activities along the Lakefront Trail	62.75%	1,245
Bird watching	24.75%	491
Special events (Concerts, Air & Water Show)	43.85%	870
Dining (Café Brauer, North Pond)	37.45%	743
These activities/features at Lincoln Park are not important to me	4.59%	91
Other (please specify)	6.91%	137
Total Respondents: 1,984		

Q37 What are you most interested in seeing at upcoming North Lake Shore Drive Public Meetings (check all that apply)?



Answer Choices	Responses	
Transit improvements	62.98%	1,206
Lakefront Trail improvements	61.31%	1,174
Bicycle and pedestrian access	52.90%	1,013
Potential Shoreline and park improvements	52.27%	1,001
Additional alternatives and evaluation results	32.11%	615
Other (please specify)	10.70%	205
Total Respondents: 1,915		

Q38 Would you be willing to participate in future online surveys?



Answer Choices	Responses
Yes	91.22% 1,787
No	8.78% 172
TOTAL	1,959